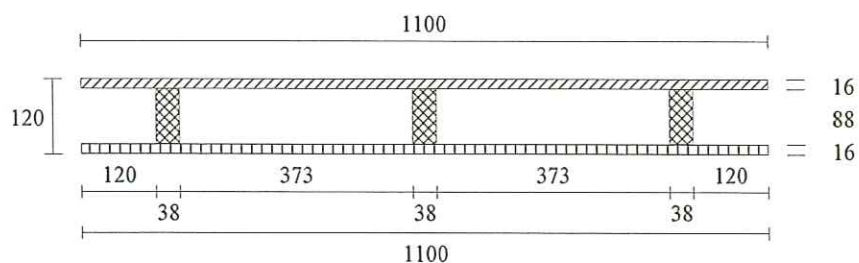






# pedana 1100 X 1100 DUE VIE

TIPO LEGNO		PREZZO
<b>TIMBRATURA</b>	<b>SMUSSO</b>	<b>ALETTE</b>
SI   NO	SI   NO	SI   NO



Piano	Quantità	Spessore	Larghezza	Lunghezza	Cubatura (m3)
Superiore	8	16	72	1100	0.010138
Morali	3	88	38	1100	0.011035
Inferiore	4	16	72	1100	0.005069
<b>Cubatura Tot</b>					<b>0.026242</b>