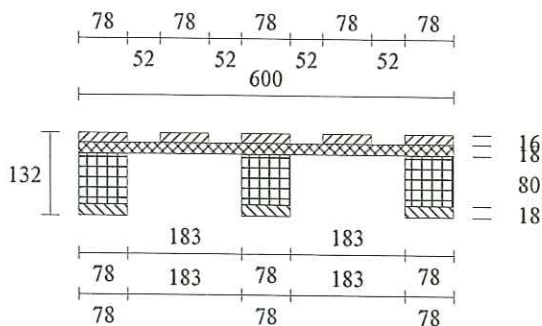
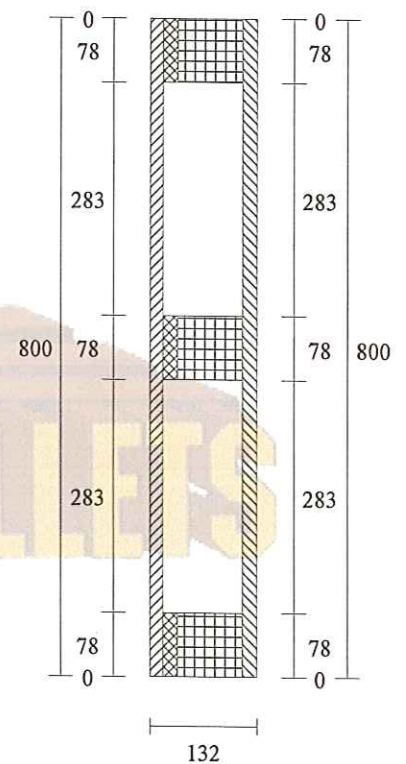
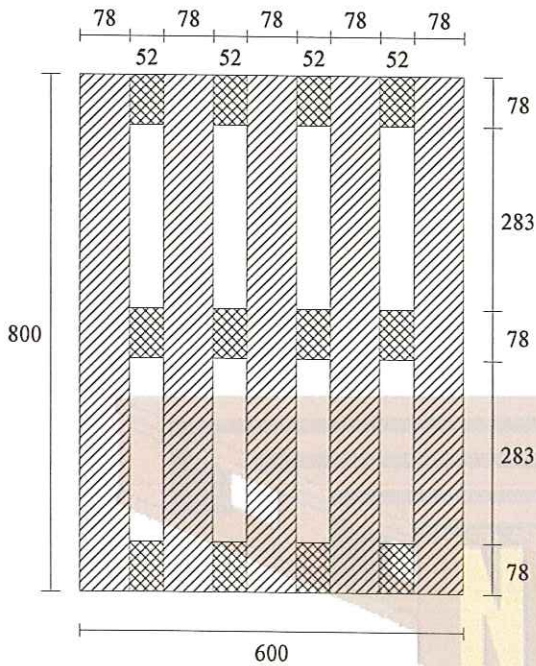




pedana 600 X 800

TIPO LEGNO		PREZZO
TIMBRATURA	SMUSSO	ALETTE
SI NO	SI NO	SI NO



Piano
 Superiore
 Traverse
 Blocchetti
 Inferiore
 Cubatura Tot

Quantità	Spessore	Larghezza	Lunghezza	Cubatura (m3)
5	16	78	800	0.004992
3	18	78	600	0.002527
9	80	78	78	0.004380
3	18	78	800	0.003370
				0.015269