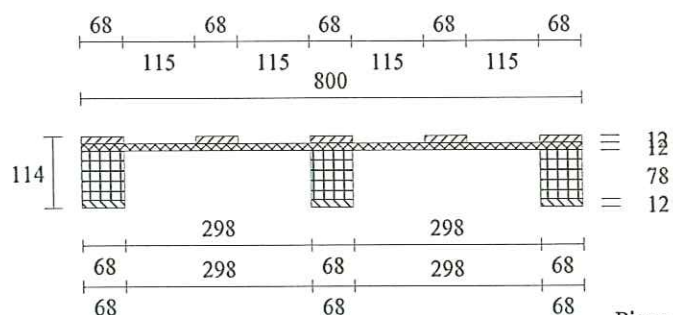
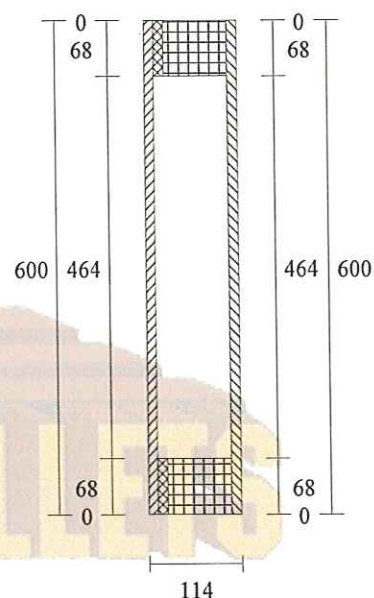
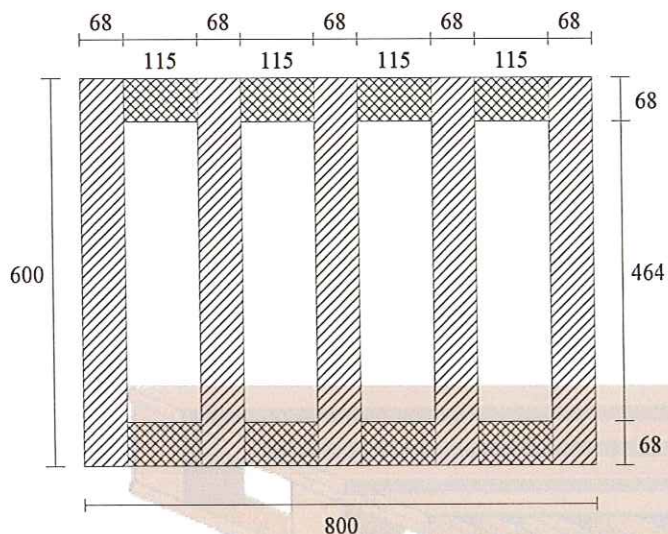




## pedana 600 X 800

TIPO LEGNO		PREZZO
TIMBRATURA	SMUSSO	ALETTE
SI   NO	SI   NO	SI   NO



Piano  
 Superiore  
 Traverse  
 Blocchetti  
 Inferiore  
 Cubatura Tot

Quantità	Spessore	Larghezza	Lunghezza	Cubatura (m3)
5	12	68	600	0.002448
2	12	68	800	0.001306
6	78	68	68	0.002164
3	12	68	600	0.001469
				0.007386