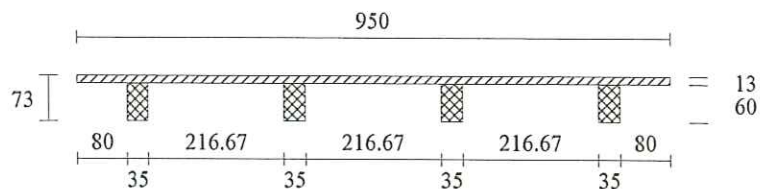

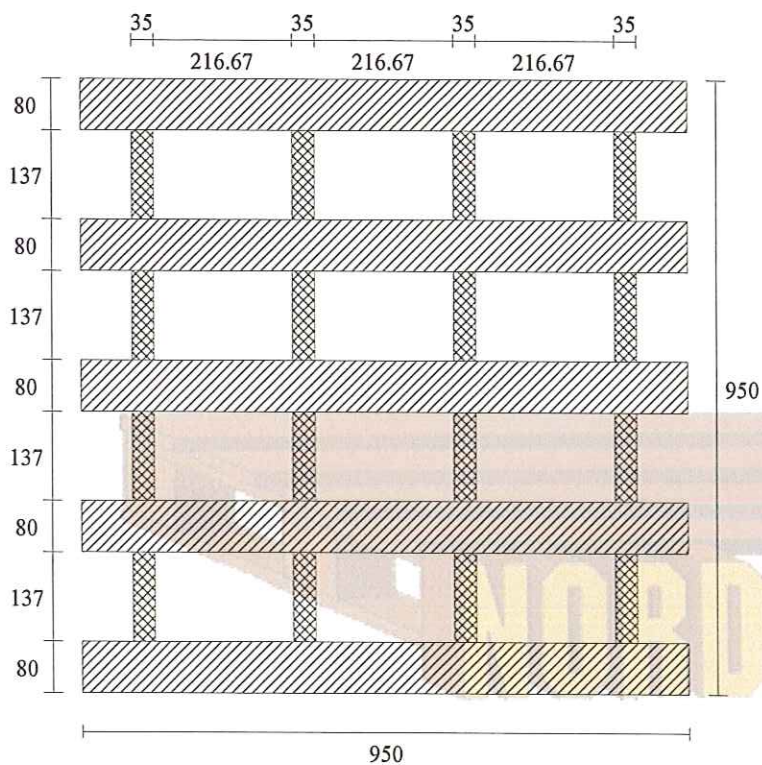




pedana 950 X 950 DUE VIE

TIPO LEGNO		PREZZO
TIMBRATURA	SMUSSO	ALETTE
SI NO	SI NO	SI NO



Piano
 Superiore
 Morali
 Cubatura Tot

Quantità	Spessore	Larghezza	Lunghezza	Cubatura (m3)
5	13	80	950	0.004940
4	60	35	950	0.007980
				0.012920